

Writing a Research Paper (stages)

Choose a general topic.

Do some general research.

Read some articles on the subject.

Narrow the topic.

Write a THESIS STATEMENT. (see below)

Write a general outline

Take notes on notecards and continue with research.

Take notes for the bibliography.

Rewrite the outline to make it more specific.

Write the rough draft with citations.

Do further research if necessary.

Revise the rough draft.

Create a bibliography.

Arrange and number pages.

Make a title sheet.

Word process the paper including the outline, and bibliography.

Submit to the instructor.

THESIS STATEMENT is a declarative sentence that states a position on a topic. It occurs at the end of an introductory paragraph and is the last sentence of the paper.

examples:

High school study halls are inefficient and, therefore, should be eliminated. (controversial-one side)

Most people who suffer from epilepsy can expect to lead a fairly normal life after they have been successfully diagnosed and treated. (informative)

There are many different aspect to the debate over raising the speed limit on highways. (controversial-both sides)

FAKE NOTE CARDS

Smith I
p. 45

Over forty percent of all high schools have a dress code.

Jones I
p. 161

“ There are 1,204 schools in Michigan that have some type of dress code.”

Smith I
p. 100

Most dress codes require that males wear a tie and jacket and females wear a skirt.

Sample Outline

- I How common are dresscodes
- II. Why parents want dresscodes.
- III. Violence caused by lack of dresscodes.
- IV. How to keep dresscodes out of the school.

SAMPLE PARAGRAPH-based on the notcards above (fictional material)

Dresscodes are very common in the United States. Most dress codes require that boys wear a tie and jacket and that females wear a skirt (Smith 100). Smith also states that over forty percent of all high schools in the United States have a code of dress (45). In fact, “there are 1,204 schools in Michigan that have some type of dress code” (Jones 161). Dresscodes are becoming more common because many parents seem to like them.

Some parents favor the idea of school dress codes.

NOTE


1. Quotes are used if you use somebody else’s words EXACTLY as it was printed. I do NOT suggest that you use quotes and will only allow a few of them per paper. Statistics are usually the only part that will easily be quoted.
2. I had to use some of my own words to tie things together. This is especially important for transition between sentence or not cards.
3. I made some changes in between the note card and the paragraph. This is fine. I put the information into my own words on the card and then changed them to make more sense. This is GOOD. It is called editing and it is a part of the writing process that is often forgotten.
4. Even if you put something into your own words-YOU MUST cite it. The idea was not yours and you must give the writer credit.



Topic _____



These lines tell you what order to use your cards for your paragraph.



Topic Sentence _____

NOTE:
Information for each paragraph **MUST** come from at least **TWO (2)** different sources/places.









Transition Sentence _____

Bibliography Cards

These lines tell you what order to use your cards for your Bibliography=Alphabetical

NOTE:
Use Easybib or another internet site (or book) to create your Bibliography/Works Cited information

Remember to look at your planner for information about how to format your bibliography information. Make sure that your cards match the samples EXACTLY. When you transfer information from this page to your bibliography, don't forget to alphabetize and reverse indent (start line one at the margin and indent further lines.) ALWAYS end bibliography information with a period. Also, bibliography information is single spaced. There will be an extra space BETWEEN bibliographies. Look at your planner for a sample bibliography page.