



Parent and Student Guide to Google Classroom

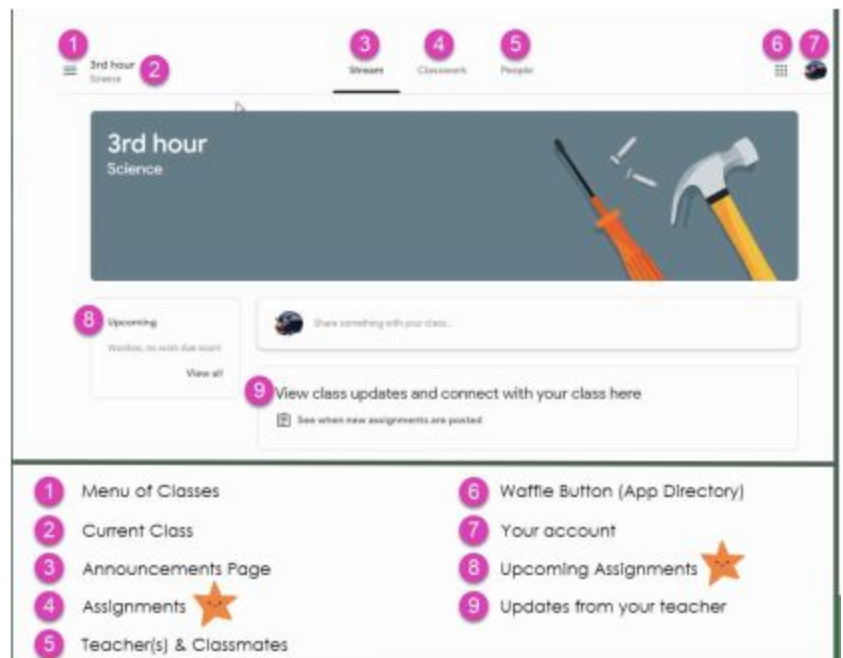
What is Google Classroom? Google Classroom is a great resource to assist with at home learning. Teachers can use Google Classroom to send announcements to entire classes, share resources, course notes, diagrams, and homework. Students can use it to access work sent by the teacher. Parents can use some of the features of Google Classroom to help engage with and support their child in their home study. It is a free resource that can be accessed from any device connected to the internet - laptops, desktop computers, Chromebooks, tablets or mobile phones.



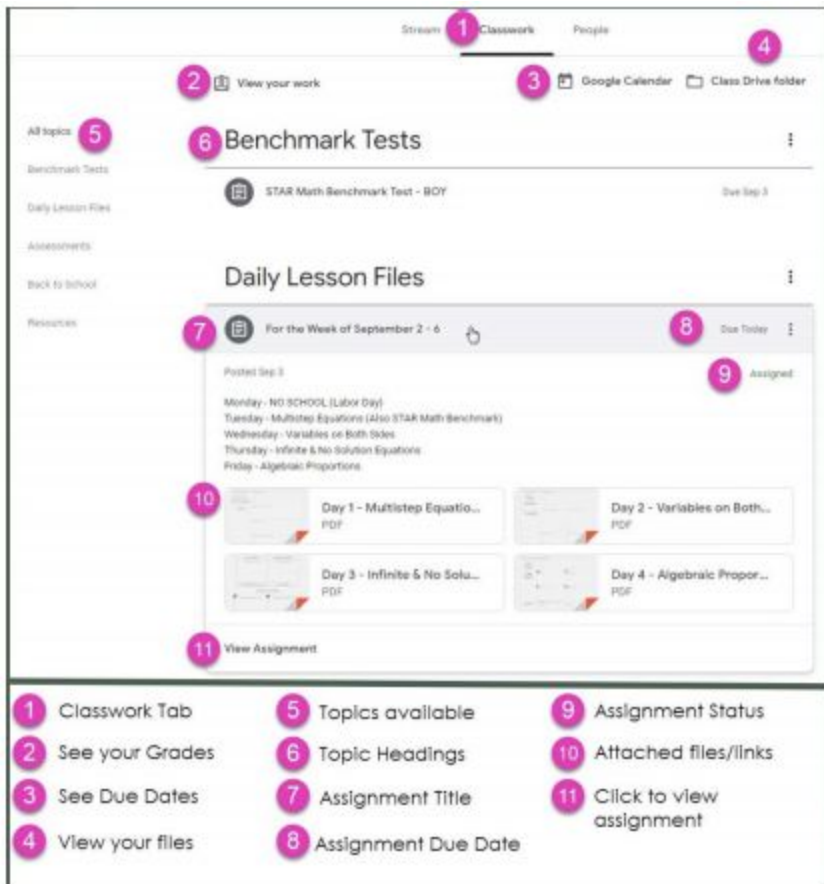
Accessing Google Classroom Google Classroom is accessed using the mobile apps (Android and iOS), or via a web browser by visiting <http://classroom.google.com>

Students sign in using their @wyomingps.org email address.

Once your child has logged they will see the class overview page. From here they can see all of their classes and assignments.



3 Stream shows a list of posts made to the classroom by teachers. This includes announcements, questions and homework/assignments.

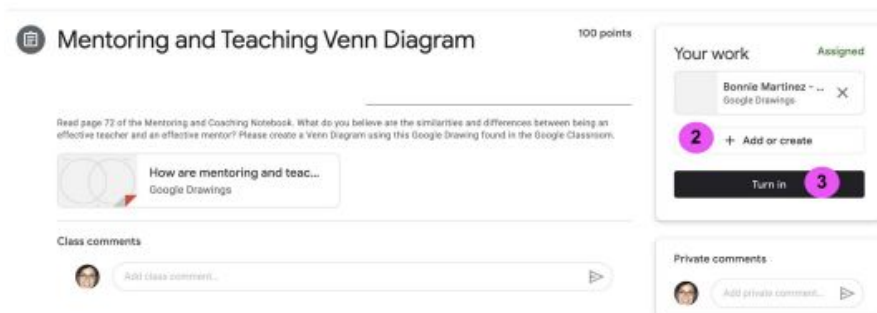
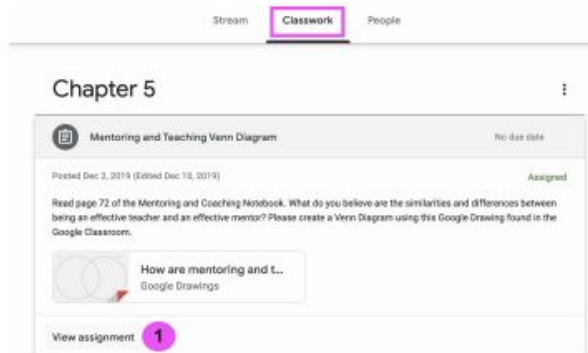


Classwork provides assignment details

Submitting homework online

Homework can be submitted directly within Google Classroom. To open homework assignments go to classroom.google.com.

- 1) Choose a class, click **Classwork** and click **View assignment**.
- 2) To attach an item: Under Your work, click **Add** or **Create** and click Google Drive, Link, or File.
- 3) Click **Turn In** and **Confirm**. The status of the assignment changes to Turned in.



Document adapted from Ector County Independent School District

<https://www.ectorcountysisd.org/>

Once the homework has been marked by the teacher, you can see the given score and any comments made by the teacher by opening the homework task as before.

You can find out more about Google Classroom at <https://support.google.com/edu/classroom/>

Scan here for more resources

